

Submitted by: Mike Kalin (Committee chair -- MIT)
Jeff Bresnahan (CC)
Amanda Callahan (RWU)
Taylor Martin (Maine Maritime)
Frank Pizzo (Bow)

Co-ed NEISA PR Synopsis:

The system of top 4 regattas plus Schell created a fair ranking system of NEISA teams for the Fall 2021 season. No major tweaks or changes are recommended for Co-ed. As we do every year, we did receive feedback from coaches, which we thoroughly reviewed and analyzed. The four main areas of concern were:

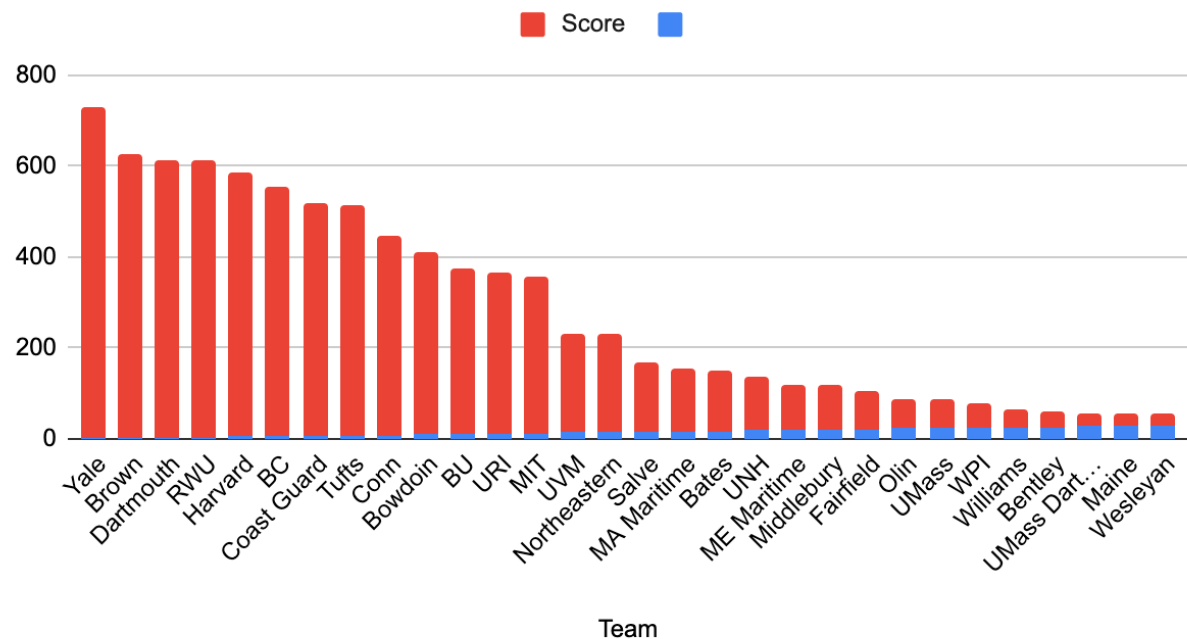
- 1) do we even need the NEISA PR anymore? Doesn't the ICSA ranking system do this?
- 2) Relative appropriate weighting of sloop scores;
- 3) ACT relative weighting compared to the ACC and other regattas;
- 4) Inclusion of sloops and singles in the PR.

NEISA performance ranking vs. ICSA Competitive Strength Rank:

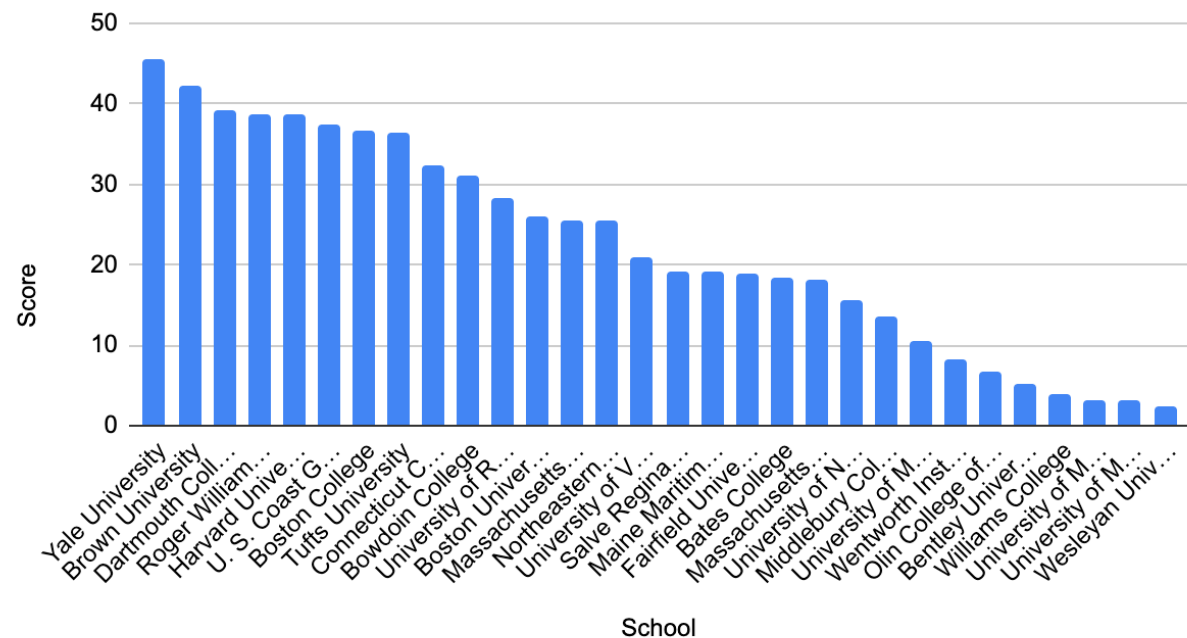
As this was the first year that the ICSA has adopted their own, independent competitive strength rank (CSR) system, we can make a direct comparison of the two systems. The two systems are remarkably similar in results, with the only differences stemming from NEISA's inclusion of sloop and singlehanded results and relative weighting and number of "keepers". All of this begs the question: is a separate NEISA ranking system still required? Are we aligning our conference in the best possible way for NEISA to continue to perform as well as possible on the national stage? What are NEISA's priorities for the PR vs CSR? Is the performance rank committee now just performing "busy work"? These are all valid considerations, however, the committee concluded to stay the course for now and allow for another year of data and comparison. As long as NEISA's top sailors are spending part of their competitive season pursuing singles and sloops, then there should be a way for those events to be counted. At the end of the spring season, we will have additional insight into how we fared as a conference in terms of gaining as many NEISA teams to their respective national championships as possible, and giving our conference the best chance at winning championships. The following tables and charts show how similar the ranking systems are:

Fall 2021: Comparison of ICSA CSR ranking vs. NEISA Performance Ranking					
CSR Coed Rankings				NE Performance Ranking	
CSR rank		Team	Score	School	Score
1	1	Yale	729	Yale University	45.5
2	2	Brown	623	Brown University	42.32
3	3	Dartmouth	608	Dartmouth College	39.33
4	4	RWU	607.5	Roger Williams University	38.79
6	5	Harvard	578.5	Harvard University	38.72
7	6	BC	547.5	U. S. Coast Guard Academy	37.35
11	7	Coast Guard	511	Boston College	36.64
12	8	Tufts	505	Tufts University	36.33
15	9	Conn	438.5	Connecticut College	32.31
19	10	Bowdoin	400.5	Bowdoin College	31
20	11	BU	364	University of Rhode Island	28.27
21	12	URI	356	Boston University	26.12
24	13	MIT	344	Massachusetts Institute of Technology	25.59
30	14	UVM	216.5	Northeastern University	25.4
31	15	Northeastern	215.5	University of Vermont	20.88
42	16	Salve	152.5	Salve Regina University	19.22
50	17	MA Maritime	139	Maine Maritime Academy	19.09
56	18	Bates	133	Fairfield University	18.79
60	19	UNH	120	Bates College	18.28
72	20	ME Maritime	100	Massachusetts Maritime Academy	18.11
74	21	Middlebury	98	University of New Hampshire	15.56
82	22	Fairfield	85	Middlebury College	13.46
97	23	Olin	66	University of Massachusetts at Amherst	10.49
102	24	UMass	63	Wentworth Institute of Technology	8.21
111	25	WPI	54	Olin College of Engineering	6.77
122	26	Williams	39.5	Bentley University	5.2
125	27	Bentley	36	Williams College	3.88
133	28	UMass Dartmouth	30	University of Maine	3.13
135	29	Maine	26	University of Massachusetts at Dartmouth	3.13
137	30	Wesleyan	25	Wesleyan University	2.35
		Regional and fundamental teams			

CSR Coed Rankings and Score



Score vs. School -- NEISA Performance Rank



Co-ed Sloop scores and weighting:

The following table shows the effect of counting sloops in NEISA PR.

School	Counted Scores Regular Regattas
Bates College	[(3.91, 'protest'), (3.64, 'callagy-ross'), (3.31, 'harman-cup'), (2.7, 'chris-loder)]
Bentley University	[(1.33, 'peak-foliage'), (0.33, 'george-warren-smith')]
Boston College	[(8.13, 'danmark'), (7.65, 'atlantic-coast-finals'), (6.33, 'hood'), (6.0, 'coed-acc-round-1b')]
Boston University	[(5.61, 'hatch-brown'), (4.63, 'george-warren-smith'), (4.3, 'penobscot-bay-open'), (4.23, 'sherman-hoyt')]
Bowdoin College	[(7.29, 'larry-white'), (5.76, 'moody'), (5.05, 'hatch-brown'), (4.96, 'penobscot-bay-open')]
Brown University	[(8.5, 'coed-acc-round-1a'), (8.24, 'montotype-neisa-singlehanded'), (7.94, 'atlantic-coast-finals'), (7.93, 'sherman-hoyt')]
U. S. Coast Guard Academy	[(7.85, 'larry-white'), (7.5, 'montotype-neisa-singlehanded'), (7.35, 'atlantic-coast-finals'), (7.0, 'coed-acc-round-1b')]
Connecticut College	[(7.0, 'moody'), (6.5, 'coed-acc-round-1a'), (6.17, 'hatch-brown'), (5.88, 'atlantic-coast-finals')]
Dartmouth College	[(9.71, 'atlantic-coast-finals'), (7.29, 'hatch-brown'), (6.59, 'atlantic-coast-finals'), (6.33, 'danmark')]
Emmanuel College	[]
Fairfield University	[(3.97, 'shu-2021'), (3.55, 'fairfield-cup'), (3.45, 'mass-maritime-invite'), (2.82, 'great-herring-pond-open')]
Harvard University	[(8.46, 'sherman-hoyt'), (7.68, 'danmark'), (7.18, '2021-harry-anderson-jr'), (6.58, 'captain-hurst-bow')]
Johnson and Wales University	[]
Maine Maritime Academy	[(4.49, 'larry-white'), (3.97, 'harman-cup'), (3.31, 'penobscot-bay-open'), (2.03, 'chris-loder')]
Massachusetts Institute of Technology	[(5.59, 'atlantic-coast-finals'), (5.0, 'coed-acc-round-1a'), (3.97, 'harvard-invitational'), (3.97, 'george-warren-smith')]
Massachusetts Maritime Academy	[(3.97, 'callagy-ross'), (3.64, 'harman-cup'), (2.98, 'penobscot-bay-open'), (2.51, 'great-herring-pond-open')]
McGill University	[]
Middlebury College	[(3.13, 'frye-street-invite'), (2.98, 'callagy-ross'), (1.65, 'sister-ester'), (1.57, 'mt-hope-bay-invite')]
Northeastern University	[(6.17, 'larry-white'), (4.63, 'callagy-ross'), (4.3, 'harman-cup'), (4.12, 'moody')]
Olin College of Engineering	[(3.55, 'peak-foliage'), (1.88, 'great-herring-pond-open'), (1.01, 'tufts-invitational'), (0.33, 'oberg')]
Providence College	[]
Roger Williams University	[(8.24, 'atlantic-coast-finals'), (7.85, 'hatch-brown'), (7.0, 'coed-acc-round-1a'), (6.58, '2021-harry-anderson-jr')]
Sacred Heart University	[]
Salve Regina University	[(3.72, 'chris-loder'), (3.64, 'sister-ester'), (3.45, 'great-herring-pond-open'), (2.82, 'mt-hope-bay-invite')]
Tufts University	[(7.77, 'captain-hurst-bow'), (6.86, 'hood'), (6.73, 'hatch-brown'), (6.73, 'larry-white')]
University of Connecticut	[]
University of Maine	[(2.35, 'frye-street-invite'), (0.78, 'protest')]
University of Massachusetts at Amherst	[(3.11, 'fairfield-cup'), (1.57, 'mass-maritime-invite'), (1.35, 'chris-loder'), (0.63, 'great-herring-pond-open')]
University of Massachusetts at Dartmouth	[(1.88, 'mass-maritime-invite'), (1.25, 'great-herring-pond-open')]
University of New Hampshire	[(3.31, 'callagy-ross'), (3.11, 'peak-foliage'), (2.37, 'chris-loder'), (2.35, 'protest')]
University of Rhode Island	[(7.4, 'sherman-hoyt'), (4.96, 'george-warren-smith'), (4.94, 'moody'), (4.5, 'montotype-neisa-singlehanded')]
University of Vermont	[(4.3, 'callagy-ross'), (4.06, 'chris-loder'), (3.99, 'peak-foliage'), (2.65, 'nicholas-barnett')]
Wellesley College	[]
Wesleyan University	[(1.25, 'mass-maritime-invite'), (0.66, 'george-warren-smith'), (0.44, 'fairfield-cup')]
Williams College	[(1.49, 'shu-2021'), (1.01, 'chris-loder'), (0.94, 'mass-maritime-invite'), (0.44, 'peak-foliage')]
Worcester Polytechnical Institute	[]
Yale University	[(10.0, 'atlantic-coast-finals'), (8.59, 'danmark'), (8.5, 'coed-acc-round-1b'), (8.41, 'hatch-brown')]
Wentworth Institute of Technology	[(1.77, 'peak-foliage'), (1.32, 'sister-ester'), (0.94, 'mt-hope-bay-invite'), (0.94, 'great-herring-pond-open')]
Legend: yellow is counting Larry White (NE)	
Legend: Blue is counting Harman	
Legend: Green is counting NE and Harman	

In the opinion of the committee, it was felt that there was only a minor effect of sloops on scores and ranks. As the process of scheduling and each team's strategy to accrue points happens in real time, there is no way to simulate a scenario of "what would have happened if there were no sloop results", after the fact. As long as sloops remains a national championship at the ICSA level, the performance ranking committee recommends leaving sloop scoring opportunities as part of the available options.

ACT weighting vs ACC:

This is an ongoing topic of debate. It is important to consider that the ACT was given an "A-" level of ranking, because of its competitive relation to the Moody and the Hood. We still believe that to be the case and don't recommend changing that "A-" value. We considered a direct comparison of ACT to ACC, especially the seemingly valid argument of "a school in the ACT can't possible outscore a school that is competing in the ACC". However, the committee concluded that not all A-level events are equivalent in our system. For instance, the Hatch Brown is an A level event that is not as competitive as the Danmark. The committee concluded that there are some discrepancies that exist, but for the sake of keeping the scoring consistent

and simple, the ACT shall remain the weighting of the Hood and the Moody, just as all “A” level events shall remain equal (even though they are not).

Women’s Performance Rank

Synopsis: With the increased participation levels of women’s sailing over the last decade and the addition of women’s team racing as a recognized ICSA discipline, the committee felt that further measures were needed to make the women’s schedule and performance ranking even more similar to co-ed sailing and their ranking system. To that end, the Toni Deutsch regatta and the Regis regatta will be promoted to “A-level” status; in addition to carrying slightly more weight in the ranking system, the A-level status will also bring with it more suitable/appropriate rules regarding the addition of second teams.

ACT scoring: Due to the relatively high level of “b-level” of women’s events compared to “a-level”, an unintended consequence is that the ACT (which is scored as a b-level event) is, in the opinion of the committee, over-weighted -- the winner of the ACT is given the equivalent score as the 6th place finisher at the ACCs.

The committee acknowledges that the ACT to ACC comparison can create a little bit of an unfair comparison. The ACC is the most competitive regatta of the year; it is relatively under-weighted compared to every other regatta. If you take a sample finish at another women’s A-level regatta and compare it to the equivalent finish at ACCs, it won’t make much sense. The ACC is incredibly competitive and a good score is very difficult to achieve at that event. Having said that, we don’t feel it appropriate to give women’s ACC a higher value at this time.

We are proposing a new scoring table for women’s ACT:

Existing B		Proposed B-level women's (ACT)	
Place	Points	Place	Points
1	7	1	6
2	6.588235294	2	5.647058824
3	6.176470588	3	5.294117647
4	5.764705882	4	4.941176471
5	5.352941176	5	4.588235294
6	4.941176471	6	4.235294118
7	4.529411765	7	3.882352941
8	4.117647059	8	3.529411765
9	3.705882353	9	3.176470588
10	3.294117647	10	2.823529412

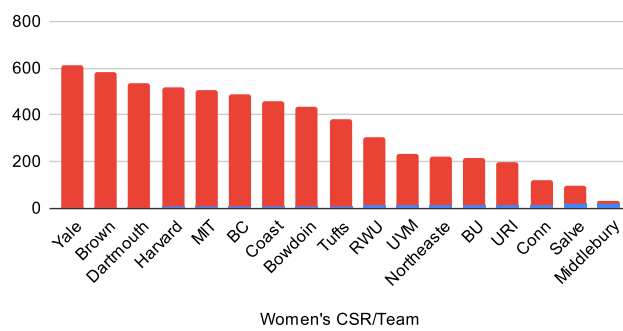
11	2.882352941		11	2.470588235
12	2.470588235		12	2.117647059
13	2.058823529		13	1.764705882
14	1.647058824		14	1.411764706
15	1.235294118		15	1.058823529
16	0.8235294118		16	0.7058823525
17	0.4117647059		17	0.352941176
18	0		18	0

Women's NEISA Performance Rank vs. CSR:

A comparison of PR vs. CSR shows that the systems roughly produce the same ranking result. The biggest difference in NEISA ranking results from including singlehanded scores. A smaller difference results from weighting differences between the two.

Women's CSR			Women's NEISA PR		
		Team	Score	School	Score
1	1	Yale	612	Yale University	45.13
2	2	Brown	582	Brown University	41.34
3	3	Dartmouth	532.5	Dartmouth College	37.39
4	4	Harvard	511.5	Harvard University	37.18
5	5	MIT	499	Boston College	35.94
6	6	BC	484	MIT	32.91
9	7	Coast Guard	452.5	U. S. Coast Guard Academy	28.23
10	8	Bowdoin	423.5	Bowdoin College	27.41
15	9	Tufts	369.5	Tufts University	24.29
18	10	RWU	294	Roger Williams University	19.78
24	11	UVM	222	University of Vermont	15.08
25	12	Northeastern	206.5	Boston University	13.49
27	13	BU	200	University of Rhode Island	11.94
29	14	URI	185.5	Northeastern University	11.88
32	15	Conn	104.5	Connecticut College	5.52
38	16	Salve	77	Salve Regina University	4.33
63	17	Middlebury	10.5		

Women's CSR



Women's NEISA PR

